

REVERSIBLE ERRORS IN FEDERAL CRIMINAL CASES, RELEASE 15

CD INSTALLATION FIX

Symptom: Upon inserting CD, auto play attempts to install the *Texas Probate* book.

Resolution: Follow the detailed steps below to successfully install the *Reversible Errors in Federal Criminal Cases* book.

[CLICK HERE TO PRINT THESE INSTRUCTIONS](#)

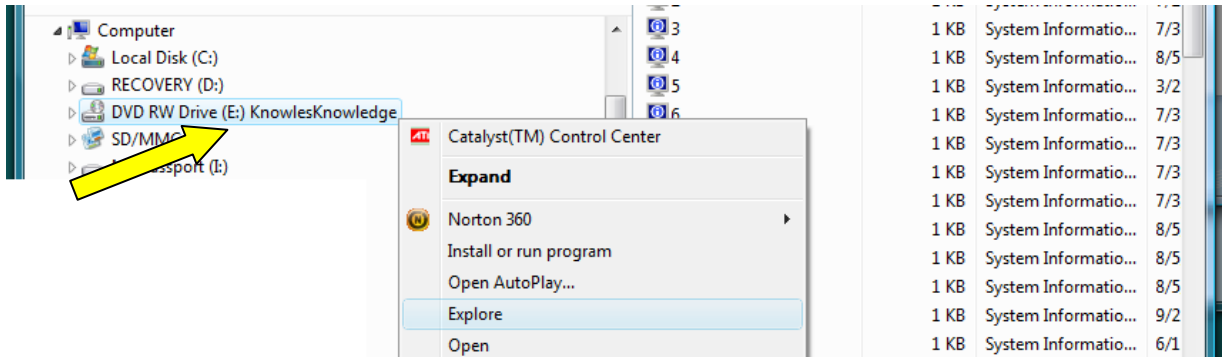
Step 1: With the CD-Rom inserted, the auto play feature displays a blue screen (as shown below) displaying the incorrect book title.



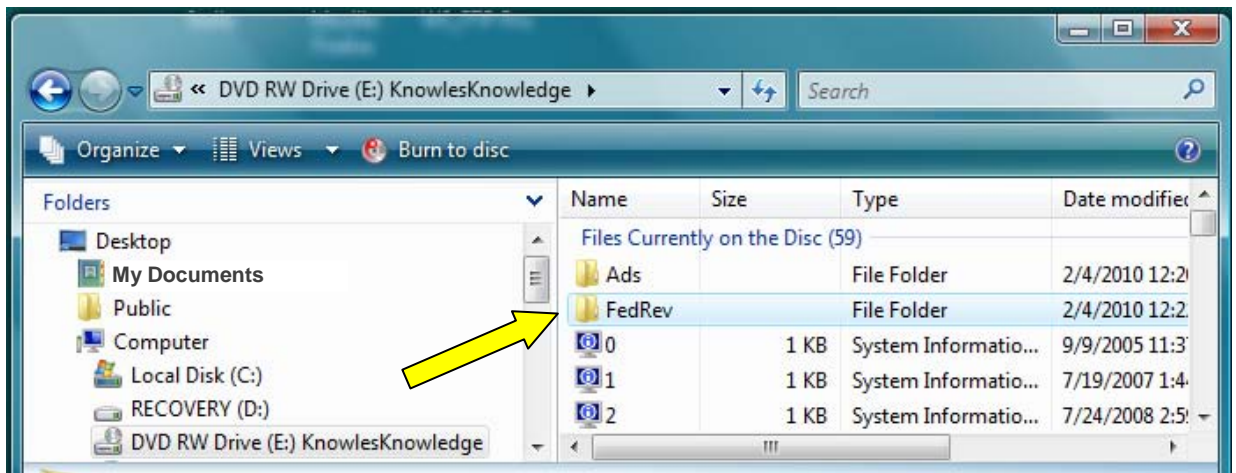
Step 2: **CLICK** on the word **EXIT** located in the lower right hand corner of this blue screen to exit the installation program.



Step 3: Open **My Computer**. From your list of drives, locate the CD-Rom labeled **KnowlesKnowledge**. **RIGHT CLICK** and choose **EXPLORE** to open the contents of the disk.

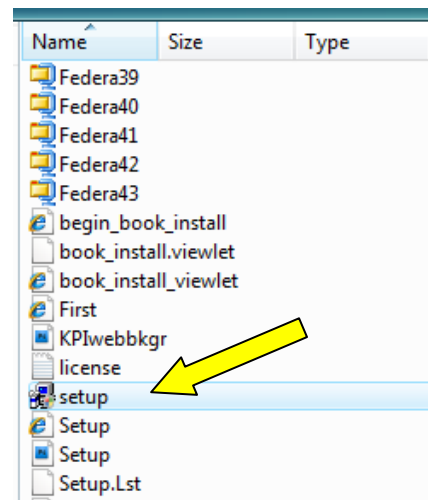


Step 4: Locate the **FedRev** folder and **DOUBLE CLICK** to view the contents.



Step 5: Locate the **Setup.exe** file and **DOUBLE CLICK** to run the correct installation program.

Follow the instructions on the screen until installation has completed.



We apologize for any inconvenience this may have caused. If you need further assistance, please feel free to contact Technical Support at 800-838-0202.